

Environmental product declaration

In accordance with ISO 14025 and EN15804+A2

Rockfon Chicago Metallic L profiles LowCarbon : PT L H PS 3050 24 24 LowCarbon and PT L H PS 3050 24 19 LowCarbon



EPD-Global

Owner of the declaration:

Rockfon (Part of ROCKWOOL Group)

Product:

Rockfon Chicago Metallic L profiles LowCarbon : PT L H PS 3050 24 24 LowCarbon and PT L H PS 3050 24 19 LowCarbon

Declared unit:

1 m

This declaration is based on Product Category Rules:

CEN Standard EN 15804:2012+A2:2019 serves as core PCR
NPCR 013:2021 Part B for Steel and aluminium construction products

Program operator:

EPD-Global

Declaration number:

NEPD-14469-14887

Issue date:

16.12.2025

Valid to:

16.12.2030

EPD software:

LCAno EPD generator ID: 1230690

General information

Product

Rockfon Chicago Metallic L profiles LowCarbon : PT L H PS 3050 24 24 LowCarbon and PT L H PS 3050 24 19 LowCarbon

Program operator:

EPD-Global
Post Box 5250 Majorstuen, 0303 Oslo, Norway
Phone: +47 977 22 020
web: www.epd-global.com

Declaration number:

NEPD-14469-14887

This declaration is based on Product Category Rules:

CEN Standard EN 15804:2012+A2:2019 serves as core PCR
NPCR 013:2021 Part B for Steel and aluminium construction products

Statement of liability:

The owner of the declaration shall be liable for the underlying information and evidence. EPD-Global shall not be liable with respect to manufacturer information, life cycle assessment data and evidences.

Declared unit:

1 m Rockfon Chicago Metallic L profiles LowCarbon : PT L H PS 3050 24 24 LowCarbon and PT L H PS 3050 24 19 LowCarbon

Declared unit with option:

A1-A3, A4, A5, B1, B2, B3, B4, B5, B6, B7, C1, C2, C3, C4, D

Functional unit:

Not applicable

General information on verification of EPD from EPD tools:

Independent verification of data, other environmental information and the declaration according to ISO 14025:2010, § 8.1.3 and § 8.1.4. Verification of each EPD is made according to EPD-Global's guidelines for verification and approval requiring that tools are i) integrated into the company's environmental management system, ii) the procedures for use of the EPD tool are approved by EPD-Global, and iii) the process is reviewed annually by an independent third party verifier. See Appendix G of EPD-Global's General Programme Instructions for further information on EPD tools

Verification of EPD tool:

Independent third party verification of the EPD tool, background data and test-EPD in accordance with EPD-Global's procedures and guidelines for verification and approval of EPD tools.

Third party verifier:

Alexander Borg, Asplan Viak AS

(no signature required)

Owner of the declaration:

Rockfon (Part of ROCKWOOL Group)
Contact person: Marc Navatier
Phone: +45 46 56 21 22
e-mail: sustainability@rockfon.com

Manufacturer:

Rockfon (Part of ROCKWOOL Group)
ROCKWOOL Denmark A/S, Hovedgaden 501
2640 Hedehusene, Denmark

Place of production:

ROCKWOOL Belgium NV
Oud Sluisstraat 5
2110 Wijnegem, Belgium

Management system:

-

Organisation no:

DK42391719

Issue date:

16.12.2025

Valid to:

16.12.2030

Year of study:

2021

Comparability:

EPD of construction products may not be comparable if they not comply with EN 15804 and seen in a building context.

Development and verification of EPD:

The declaration is created using EPD tool lca.tools ver EPD2022.03, developed by LCA.no. The EPD tool is integrated in the company's management system, and has been approved by EPD-Global.
Approval number:

Developer of EPD: Roberta Melis

Reviewer of company-specific input data and EPD: Nikolaos Tsiakmakis

Approved:



Håkon Hauan, CEO EPD-Global

Product

Product description:

This EPD applies to the Rockfon Chicago Metallic L profiles: PT L H PS 3050 24 24 LowCarbon and PT L H PS 3050 24 19 LowCarbon. These products are designed to be used in combination with Rockfon Chicago Metallic T24 2890 Click LowCarbon main runners and cross tees. Together, Together, these components form a suspended ceiling grid system for the installation and support of ceiling tiles.

Product specification

The perimetral trims are made from cold-rolled coated steel with low carbon emissions. These profiles' mass is 0.21kg/lm.

Materials	Value	Unit
Product materials:		
Low carbon galvanised pre-painted steel	100	%
Packaging materials:		
Cardboard	58.5	%
Plastic	0.4	%
Wood	41.1	%

Technical data:

The profiles have been assessed according the suspended ceiling harmonized standard: EN 13964:2014 Suspended ceilings - Requirements and test methods. The technical properties based on this standard are given in Table.

Property	Value	Ref. Standard
Reaction to Fire (Standard)	A1	EN 13964:2014
Load Bearing capacity Admissible load Adm F (N)	250	EN 13964:2014
Durability Class	B	EN 13964:2014

Market:

The profiles are supplied to Rockfon customers in Europe and Asia and in other export markets, excluding North America

Reference service life, product

The Chicago Metallic profiles are durable and designed to perform throughout the building's lifetime. For the purpose of this EPD, a reference service life of 50 years is assumed—typical for buildings where the system is installed. The profiles are not expected to be replaced within this period, it is expected that their lifespan may exceed 50 years. Replacement driven by aesthetic or interior design changes, such as ceiling tile updates, is not considered.

Reference service life, building or construction works

Reference service life of a building is considered to be 50 years.

LCA: Calculation rules

Declared unit:

1 m Rockfon Chicago Metallic L profiles LowCarbon : PT L H PS 3050 24 24 LowCarbon and PT L H PS 3050 24 19 LowCarbon

Cut-off criteria:

All major raw materials and all the essential energy is included. The production processes for raw materials and energy flows with very small amounts (less than 1%) are not included. These cut-off criteria do not apply for hazardous materials and substances.

All major raw materials and all the essential energy are included. The production process for raw materials and energy flows that are included with very small amounts (<1% energy, mass, impact) are not included. This cut-off rule does not apply for hazardous materials and substances. Data sets are complete according to the system boundary within the limits set by the criteria for the exclusion of inputs and outputs. All relevant data, all applied materials according to the recipe and the energy used, originate from the production data and have been considered within the inventory analysis.

Allocation:

The allocation is made in accordance with the provisions of EN 15804. Incoming energy and water and waste production in-house is allocated equally among all products through mass allocation. Effects of primary production of recycled materials is allocated to the main product in which the material was used. The recycling process and transportation of the material is allocated to this analysis. The allocation is made in accordance with the provisions of EN 15804. Production activities, electricity and energy consumption and waste generation are allocated equally among all products from the production site through mass allocation.

Data quality:

Specific data for the product composition are provided by the manufacturer. The data represent the production of the declared product and were collected for EPD development in the year of study. Background data is based on EPDs according to EN 15804 and different LCA databases. The data quality of the raw materials in A1 is presented in the table below.

All data represents the applicable geography, time and technology for the specific and generic data, generally assessed as good and very good. Primary data is collected from respective production site in Belgium for the reference year 2020. Generic data is from GaBi database (version 2021) with GaBi Software version 10.0.1.92 used for calculations. The raw materials data is from reference year 2019 or 2020 according to the database documentation and from reference year 2021 from suppliers EPDs.

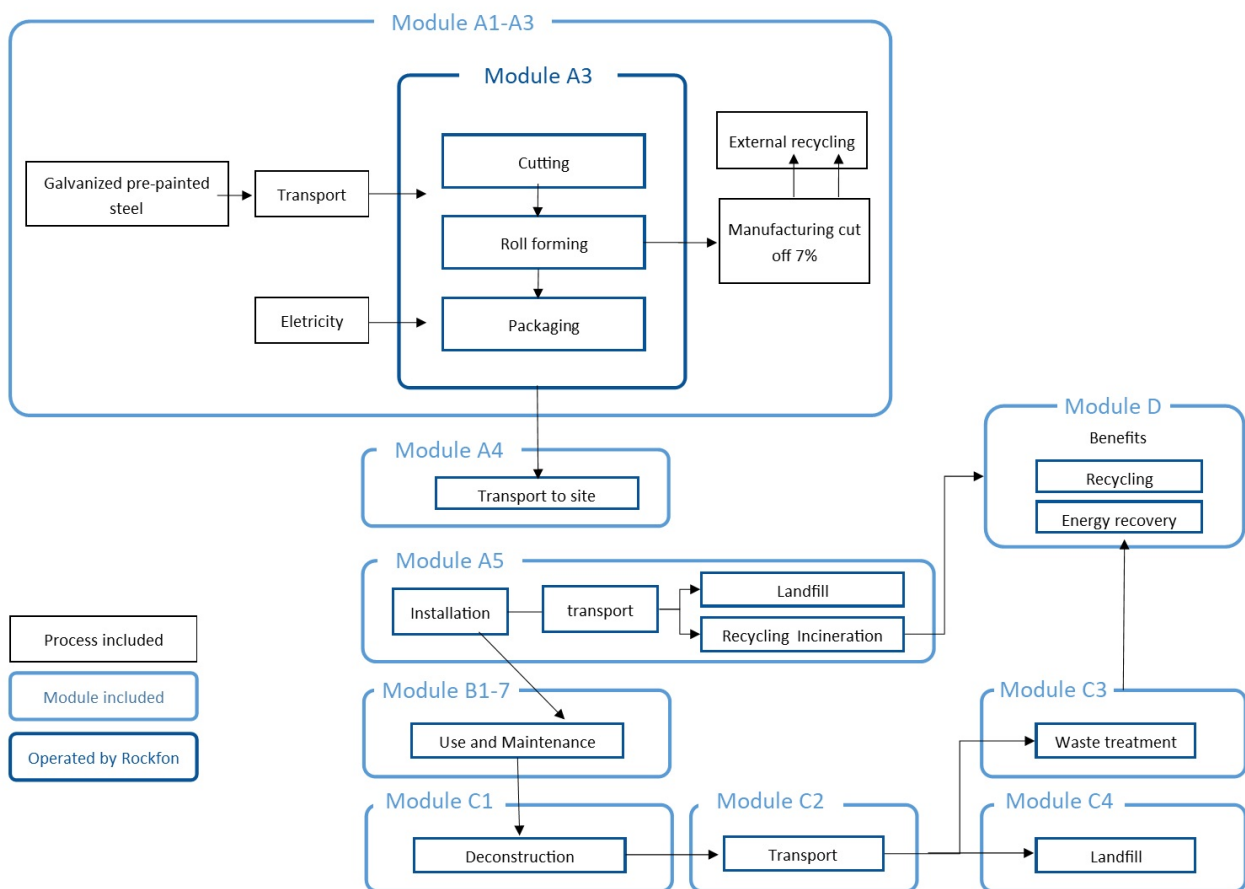
Materials	Source	Data quality	Year
Materials	ecoinvent 3.6	Database	2019
Metal - Steel	Supplier	EPD	2021
Packaging	NEPD-3343-1979-EN	EPD	2021

System boundaries (X=included, MND=module not declared, MNR=module not relevant)

Product stage			Construction installation stage		Use stage							End of life stage				Beyond the system boundaries
Raw materials	Transport	Manufacturing	Transport	Assembly	Use	Maintenance	Repair	Replacement	Refurbishment	Operational energy use	Operational water use	De-construction demolition	Transport	Waste processing	Disposal	Reuse-Recovery-Recycling-potential
A1	A2	A3	A4	A5	B1	B2	B3	B4	B5	B6	B7	C1	C2	C3	C4	D
X	X	X	X	X	X	X	X	X	X	X	X	X	X	X	X	X

System boundary:

The LCA is a cradle-to-grave study, addressing all life cycle stages identified in the EN15804. All major raw materials, energy, electricity use and waste are included for all life cycle modules, see flowchart below. There are no environmental impacts at use stage.



Additional technical information:

According to ISO 14021:2016, the average recycled content of the steel coils, which includes external pre- and post-consumer recycled scrap, is approximately 87%. The figures provided represent the best estimate at the time of publication.

LCA: Scenarios and additional technical information

The following information describe the scenarios in the different modules of the EPD.

Transport from production place to assembly/user (A4)

The distance in A4 is calculated based on weighted average from the transport statistics of the manufacturer in the reference year. See Table (A4)

Assembly (A5)

Rockfon Chicago Metallic grids are easy to install, using known construction techniques. The installation requires use of handheld tools, some of which are power tools that consume electricity (e.g. electric drill). The packaging waste from installation site is assumed to be treated according to average European statistics packaging waste treatment rates (Eurostat, 2019). Benefits from material recycling and energy recovery from incineration process of plastic and wood packaging are reported under Module D. See Table (A5)

User stage (B1, B2, B3, B4, B5, B6, B7):

There are no consumables, maintenance, repair, replacements or refurbishments related to the use of the metal grids for the period of the reference service life. Rockfon Chicago Metallic grids do not use energy or water during their operational life. There are no emissions released from the product during the use. Replacement of the product due to aesthetic reasons (change of interior design) and not related to the loss of performance is not taken into account. Therefore, modules B1-B7 have zero impacts.

End of Life (C1, C3, C4)

The distance represents an average distance to the landfill or waste treatment facility. See Table (C2), (C3), (C4)














Benefits and loads beyond the system boundaries (D)














Quantities of packaging materials include both recycled materials and materials sent for energy recovery. See Table (D)

Transport from production place to user (A4)	Capacity utilisation (incl. return) %	Distance (km)	Fuel/Energy Consumption	Unit	Value (Liter/tonne)
Ship, container	70.0 %	143.00	0.003	l/tkm	0.43
Truck, Euro 6, Trucktrailer, 28- 34 t	85.0 %	810.00	0.017	l/tkm	13.77
Assembly (A5)		Unit	Value		
Product loss	kg	0.0021			
Electricity consumption	kWh	0.0063			
Transport to waste processing (C2)	Capacity utilisation (incl. return) %	Distance (km)	Fuel/Energy Consumption	Unit	Value (Liter/tonne)
Truck, Euro 6	50.0 %	100.00	0.030	l/tkm	3.00
Waste processing (C3)		Unit	Value		
Recycling	kg	0.2058			
Disposal (C4)		Unit	Value		
To landfill	kg	0.0042			
Benefits and loads beyond the system boundaries (D)		Unit	Value		
Net scrap steel	kg	0.1701			
Cardboard packaging	kg	0.00672			
Plastic packaging	kg	0.0000504			
Wood packaging	kg	0.00462			

LCA: Results

The LCA results are presented below for the declared unit defined on page 2 of the EPD document.

Environmental impact									
Indicator		Unit	A1-A3	A4	A5	B1	B2	B3	B4
	GWP-total	kg CO ₂ -eq	2.40E-01	9.11E-03	1.15E-02	0	0	0	0
	GWP-fossil	kg CO ₂ -eq	2.49E-01	9.01E-03	2.84E-03	0	0	0	0
	GWP-biogenic	kg CO ₂ -eq	-9.35E-03	2.86E-05	9.76E-03	0	0	0	0
	GWP-luluc	kg CO ₂ -eq	1.27E-04	7.22E-05	4.22E-06	0	0	0	0
	ODP	kg CFC11 -eq	1.50E-09	0.00E+00	2.00E-12	0	0	0	0
	AP	mol H+ -eq	7.50E-04	1.69E-05	7.08E-06	0	0	0	0
	EP-FreshWater	kg P -eq	7.39E-07	2.62E-08	2.39E-08	0	0	0	0
	EP-Marine	kg N -eq	1.73E-04	4.79E-06	2.63E-06	0	0	0	0
	EP-Terrestrial	mol N -eq	1.85E-03	5.50E-05	2.06E-05	0	0	0	0
	POCP	kg NMVOC -eq	5.60E-04	1.34E-05	6.59E-06	0	0	0	0
	ADP-minerals&metals ¹	kg Sb-eq	4.86E-05	8.00E-10	7.48E-10	0	0	0	0
	ADP-fossil ¹	MJ	3.42E+00	1.20E-01	4.85E-02	0	0	0	0
	WDP ¹	m ³	1.28E-01	8.23E-05	7.88E-04	0	0	0	0







Indicator		Unit	B5	B6	B7	C1	C2	C3	C4	D
	GWP-total	kg CO ₂ -eq	0	0	0	2.52E-03	1.88E-03	0.00E+00	2.05E-04	-2.88E-01
	GWP-fossil	kg CO ₂ -eq	0	0	0	2.50E-03	1.86E-03	0.00E+00	2.05E-04	-2.94E-01
	GWP-biogenic	kg CO ₂ -eq	0	0	0	1.95E-05	0.00E+00	0.00E+00	0.00E+00	6.24E-03
	GWP-luluc	kg CO ₂ -eq	0	0	0	4.20E-06	1.53E-05	0.00E+00	2.05E-07	3.13E-05
	ODP	kg CFC11 -eq	0	0	0	0.00E+00	0.00E+00	0.00E+00	0.00E+00	0.00E+00
	AP	mol H+ -eq	0	0	0	4.54E-06	1.86E-06	0.00E+00	6.53E-07	-5.33E-04
	EP-FreshWater	kg P -eq	0	0	0	8.00E-09	5.57E-09	0.00E+00	1.56E-10	-1.04E-07
	EP-Marine	kg N -eq	0	0	0	1.22E-06	5.94E-07	0.00E+00	1.62E-07	-8.34E-05
	EP-Terrestrial	mol N -eq	0	0	0	1.27E-05	7.10E-06	0.00E+00	1.78E-06	-8.19E-04
	POCP	kg NMVOC -eq	0	0	0	3.21E-06	1.62E-06	0.00E+00	5.10E-07	-4.14E-04
	ADP-minerals&metals ¹	kg Sb-eq	0	0	0	7.79E-10	1.47E-10	0.00E+00	1.40E-11	-6.32E-07
	ADP-fossil ¹	MJ	0	0	0	4.64E-02	2.50E-02	0.00E+00	2.98E-03	-2.58E+00
	WDP ¹	m ³	0	0	0	3.78E-04	1.63E-05	0.00E+00	-2.44E-06	-5.73E-02







GWP-total = Global Warming Potential total; GWP-fossil = Global Warming Potential fossil fuels; GWP-biogenic = Global Warming Potential biogenic; GWP-luluc = Global Warming Potential land use and land use change; ODP = Depletion potential of the stratospheric ozone layer; AP = Acidification potential, Accumulated Exceedance; EP-freshwater = Eutrophication potential, fraction of nutrients reaching freshwater end compartment; EP-marine = Eutrophication potential, fraction of nutrients reaching marine end compartment; EP-terrestrial = Eutrophication potential, Accumulated Exceedance; POCP = Formation potential of tropospheric ozone; ADP-minerals&metals = Abiotic depletion potential for non-fossil resources; ADP-fossil = Abiotic depletion for fossil resources potential; WDP = Water (user) deprivation potential, deprivation-weighted water consumption

"Reading example: 9.0 E-03 = 9.0*10⁻³ = 0.009"

1. The results of this environmental impact indicator shall be used with care as the uncertainties on these results are high or as there is limited experienced with the indicator

Remarks to environmental impacts











Additional environmental impact indicators									
Indicator	Unit	A1-A3	A4	A5	B1	B2	B3	B4	
 PM	Disease incidence	2.23E-09	2.00E-10	5.90E-11	0	0	0	0	
 IRP ²	kgBq U235 -eq	2.81E-03	3.17E-05	1.07E-03	0	0	0	0	
 ETP-fw ¹	CTUe	1.76E-01	8.93E-02	2.33E-02	0	0	0	0	
 HTP-c ¹	CTUh	1.00E-12	0.00E+00	1.00E-12	0	0	0	0	
 HTP-nc ¹	CTUh	2.20E-10	0.00E+00	3.90E-11	0	0	0	0	
 SQP ¹	dimensionless	2.01E+00	4.05E-02	1.45E-02	0	0	0	0	











Indicator	Unit	B5	B6	B7	C1	C2	C3	C4	D
 PM	Disease incidence	0	0	0	3.80E-11	2.10E-11	0.00E+00	7.00E-12	-9.83E-09
 IRP ²	kgBq U235 -eq	0	0	0	6.41E-04	4.33E-06	0.00E+00	4.87E-06	7.10E-03
 ETP-fw ¹	CTUe	0	0	0	1.79E-02	1.80E-02	0.00E+00	8.78E-04	-1.73E-02
 HTP-c ¹	CTUh	0	0	0	1.00E-12	0.00E+00	0.00E+00	0.00E+00	9.70E-11
 HTP-nc ¹	CTUh	0	0	0	2.00E-11	2.10E-11	0.00E+00	1.00E-11	-3.99E-09
 SQP ¹	dimensionless	0	0	0	1.76E-02	8.55E-03	0.00E+00	2.21E-04	-1.04E+00

PM = Particulate Matter emissions; IRP = Ionizing radiation – human health; ETP-fw = Eco toxicity – freshwater; HTP-c = Human toxicity – cancer effects; HTP-nc = Human toxicity – non cancer effects; SQP = Potential Soil Quality Index (dimensionless)

"Reading example: 9.0 E-03 = 9.0*10⁻³ = 0.009"




1. The results of this environmental impact indicator shall be used with care as the uncertainties on these results are high or as there is limited experienced with the indicator
2. This impact category deals mainly with the eventual impact of low dose ionizing radiation on human health of the nuclear fuel cycle. It does not consider effects due to possible nuclear accidents, occupational exposure nor due to radioactive waste disposal in underground facilities. Potential ionizing radiation from the soil, from radon and from some construction materials is also not measured by this indicator.




Resource use									
Indicator	Unit	A1-A3	A4	A5	B1	B2	B3	B4	
	PERE	MJ	4.79E+00	6.78E-03	2.03E-01	0	0	0	0
	PERM	MJ	1.35E-02	0.00E+00	-1.82E-01	0	0	0	0
	PERT	MJ	4.80E+00	6.78E-03	2.04E-02	0	0	0	0
	PENRE	MJ	3.42E+00	1.21E-01	5.10E-02	0	0	0	0
	PENRM	MJ	8.99E-03	0.00E+00	-2.44E-03	0	0	0	0
	PENRT	MJ	3.43E+00	1.21E-01	4.86E-02	0	0	0	0
	SM	kg	2.04E-01	0.00E+00	0.00E+00	0	0	0	0
	RSF	MJ	4.39E-05	0.00E+00	0.00E+00	0	0	0	0
	NRSF	MJ	1.47E-04	0.00E+00	0.00E+00	0	0	0	0
	FW	m ³	1.31E-03	7.77E-06	2.90E-05	0	0	0	0

Indicator	Unit	B5	B6	B7	C1	C2	C3	C4	D	
	PERE	MJ	0	0	0	2.10E-02	1.39E-03	0.00E+00	2.16E-04	1.52E-01
	PERM	MJ	0	0	0	0.00E+00	0.00E+00	0.00E+00	0.00E+00	0.00E+00
	PERT	MJ	0	0	0	2.10E-02	1.39E-03	0.00E+00	2.16E-04	1.52E-01
	PENRE	MJ	0	0	0	4.64E-02	2.50E-02	0.00E+00	2.98E-03	-2.58E+00
	PENRM	MJ	0	0	0	0.00E+00	0.00E+00	0.00E+00	0.00E+00	0.00E+00
	PENRT	MJ	0	0	0	4.64E-02	2.50E-02	0.00E+00	2.98E-03	-2.58E+00
	SM	kg	0	0	0	0.00E+00	0.00E+00	0.00E+00	0.00E+00	0.00E+00
	RSF	MJ	0	0	0	0.00E+00	0.00E+00	0.00E+00	0.00E+00	0.00E+00
	NRSF	MJ	0	0	0	0.00E+00	0.00E+00	0.00E+00	0.00E+00	0.00E+00
	FW	m ³	0	0	0	1.04E-05	1.59E-06	0.00E+00	3.09E-08	-1.30E-03

PERE = Use of renewable primary energy excluding renewable primary energy resources used as raw materials; PERM = Use of renewable primary energy resources used as raw materials; PERT = Total use of renewable primary energy resources; PENRE = Use of non renewable primary energy excluding non-renewable primary energy resources used as raw materials; PENRM = Use of non renewable primary energy resources used as raw materials; PENRT = Total use of non renewable primary energy resources; SM = Use of secondary materials; RSF = Use of renewable secondary fuels; NRSF = Use of non-renewable secondary fuels; FW = Net use of fresh water






"Reading example: 9.0 E-03 = 9.0*10⁻³ = 0.009"






End of life - Waste									
Indicator		Unit	A1-A3	A4	A5	B1	B2	B3	B4
	HWD	kg	5.46E-06	0.00E+00	1.20E-11	0	0	0	0
	NHWD	kg	1.43E-02	1.88E-05	2.03E-03	0	0	0	0
	RWD	kg	1.57E-04	2.16E-07	6.57E-06	0	0	0	0

Indicator		Unit	B5	B6	B7	C1	C2	C3	C4	D
	HWD	kg	0	0	0	1.40E-11	0.00E+00	0.00E+00	1.00E-12	6.66E-10
	NHWD	kg	0	0	0	3.76E-05	3.70E-06	0.00E+00	4.20E-03	3.05E-02
	RWD	kg	0	0	0	6.95E-06	3.02E-08	0.00E+00	3.40E-08	-3.11E-06

HWD = Hazardous waste disposed; NHWD = Non-hazardous waste disposed; RWD = Radioactive waste disposed

"Reading example: 9.0 E-03 = 9.0*10⁻³ = 0.009"

End of life - Output flow									
Indicator		Unit	A1-A3	A4	A5	B1	B2	B3	B4
	CRU	kg	0.00E+00	0.00E+00	0.00E+00	0	0	0	0
	MFR	kg	4.81E-03	0.00E+00	9.26E-03	0	0	0	0
	MER	kg	0.00E+00	0.00E+00	0.00E+00	0	0	0	0
	EEE	MJ	0.00E+00	0.00E+00	5.78E-03	0	0	0	0
	EET	MJ	0.00E+00	0.00E+00	1.01E-02	0	0	0	0

Indicator		Unit	B5	B6	B7	C1	C2	C3	C4	D
	CRU	kg	0	0	0	0.00E+00	0.00E+00	0.00E+00	0.00E+00	0.00E+00
	MFR	kg	0	0	0	0.00E+00	2.06E-01	0.00E+00	0.00E+00	0.00E+00
	MER	kg	0	0	0	0.00E+00	0.00E+00	0.00E+00	0.00E+00	0.00E+00
	EEE	MJ	0	0	0	0.00E+00	0.00E+00	0.00E+00	0.00E+00	0.00E+00
	EET	MJ	0	0	0	0.00E+00	0.00E+00	0.00E+00	0.00E+00	0.00E+00

CRU = Components for re-use; MFR = Materials for recycling; MER = Materials for energy recovery; EEE = Exported energy electrical; EET = Exported energy thermal

"Reading example: 9.0 E-03 = 9.0*10⁻³ = 0.009"

Biogenic Carbon Content		
Indicator	Unit	At the factory gate
Biogenic carbon content in product	kg C	0.00E+00
Biogenic carbon content in accompanying packaging	kg C	2.66E-03

Note: 1 kg biogenic carbon is equivalent to 44/12 kg CO₂

Additional requirements

Greenhouse gas emissions from the use of electricity in the manufacturing phase

National production mix from import, low voltage (production of transmission lines, in addition to direct emissions and losses in grid) of applied electricity for the manufacturing process (A3).

Electricity mix	Source	Amount	Unit
BG: Electricity grid mix (production mix), Sphera (GaBi)	Database	735.00	g CO ₂ -eq/kWh

Dangerous substances

The product contains no substances given by the REACH Candidate list.

Indoor environment

Not relevant for this product category.






Additional Environmental Information

Additional environmental impact indicators required in NPCR Part A for construction products									
Indicator	Unit	A1-A3	A4	A5	B1	B2	B3	B4	
GWPIOBC	kg CO ₂ -eq	2.39E-01	9.11E-03	2.84E-03	0	0	0	0	
Indicator	Unit	B5	B6	B7	C1	C2	C3	C4	D
GWPIOBC	kg CO ₂ -eq	0	0	0	2.50E-03	1.88E-03	0.00E+00	2.05E-04	-2.94E-01

GWPI-IOBC: Global warming potential calculated according to the principle of instantaneous oxidation. In order to increase the transparency of biogenic carbon contribution to climate impact, the indicator GWP-IOBC is required as it declares climate impacts calculated according to the principle of instantaneous oxidation. GWP-IOBC is also referred to as GWP-GHG in context to Swedish public procurement legislation.

Bibliography

ISO 14025:2010 Environmental labels and declarations - Type III environmental declarations - Principles and procedures.
 ISO 14044:2006 Environmental management - Life cycle assessment - Requirements and guidelines.
 EN 15804:2012+A2:2019 Environmental product declaration - Core rules for the product category of construction products.
 ISO 21930:2017 Sustainability in buildings and civil engineering works - Core rules for environmental product declarations of construction products.
 ecoinvent v3, Allocation, cut-off by classification, Swiss Centre of Life Cycle Inventories.
 Iversen et al., (2021) eEPD v2021.09 Background information for EPD generator tool system verification, LCA.no Report number: 07.21
 Graafland and Iversen, (2022) EPD generator for NPCR 013 Part B for Steel and Aluminum, Background information for EPD generator application and LCA data, LCA.no report number: 08.22
 NPCR Part A: Construction products and services. Ver. 2.0. April 2021, EPD-Norge.
 NPCR 013 Part B for Steel and Aluminium Construction Products , Ver. 4.0, 06.10.2021, EPD Norway.
 ISO 14025:2010 Environmental labels and declarations - Type III environmental declarations - Principles and procedures
 ISO 14044:2006 Environmental management - Life cycle assessment - Requirements and guidelines
 EN 15804:2012+A2:2019 Sustainability of construction works - Environmental product declaration - Core rules for the product category of construction products
 ISO 21930:2007 Sustainability in building construction - Environmental declaration of building products
 ROCKWOOL Int. 2021 LCA report for Chicago Metallic™ (Rockfon) Grids for ceiling tiles

 <small>Powered by EPD-Norway</small>	Program operator and publisher EPD-Global Postboks 5250 Majorstuen, 0303 Oslo, Norway	Phone: +47 977 22 020 e-mail: post@epd-norge.no web: www.epd-global.com
	Owner of the declaration: Rockfon (Part of ROCKWOOL Group) ROCKWOOL Denmark A/S, Hovedgaden 501, 2640 Hedehusene, Denmark	Phone: +45 46 56 21 22 e-mail: sustainability@rockfon.com web:
	Author of the Life Cycle Assessment LCA.no AS Dokka 6A, 1671 Kråkerøy, Norway	Phone: +47 916 50 916 e-mail: post@lca.no web: www.lca.no
	Developer of EPD generator LCA.no AS Dokka 6A, 1671 Kråkerøy, Norway	Phone: +47 916 50 916 e-mail: post@lca.no web: www.lca.no
	ECO Platform ECO Portal	web: www.eco-platform.org web: ECO Portal